

Public Health Profile

Bradford 4 Plus Network Community Partnership

Public Health Intelligence

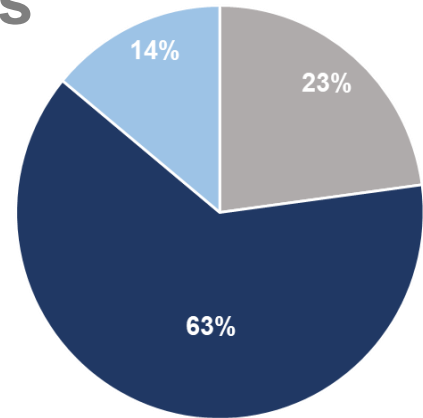
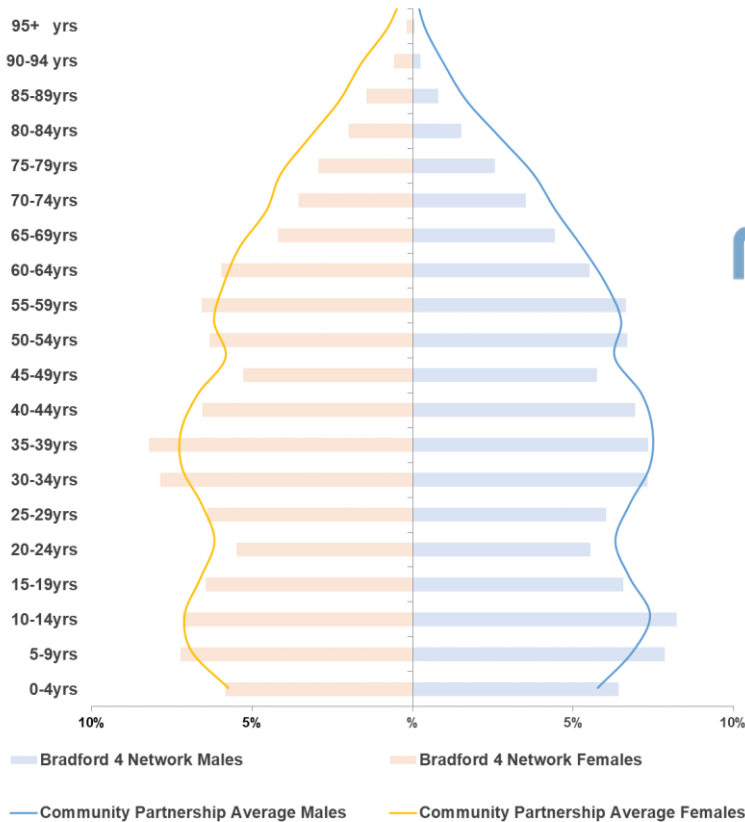
Date Produced: June 2022

Population & Demographics

Total Population

41,420

Age Distribution



■ 0-15 years ■ 16-64 years ■ 65+ years

0 to 15 years old = 9,470



16 to 64 years old = 26,144



65+ years old = 5,806



Summary

41,420 people are registered with GP practices in Bradford 4 Plus Network Community Partnership which forms part of the South Locality. 90% of the population resides in Tong, Bowling & Barkerend, Wyke, Wisbey and Royds wards which are part of the Bradford South and Bradford East area committees. The population of this Community Partnership is generally younger than the district's average. Life expectancy for both males and females is below the CCG average. Furthermore child excess weight and premature mortality rates for respiratory disease, CVD and cancer is also above the CCG average. There is however a lower infant mortality rate. Overall, the health and wellbeing of Bradford 4 Plus Network is generally poor compared to other areas of Bradford District and Craven CCG

Life Expectancy

Three Year Averages
2018-20



Community Partnership Average 76.7

Bradford 4 Plus Network 74.4 ●



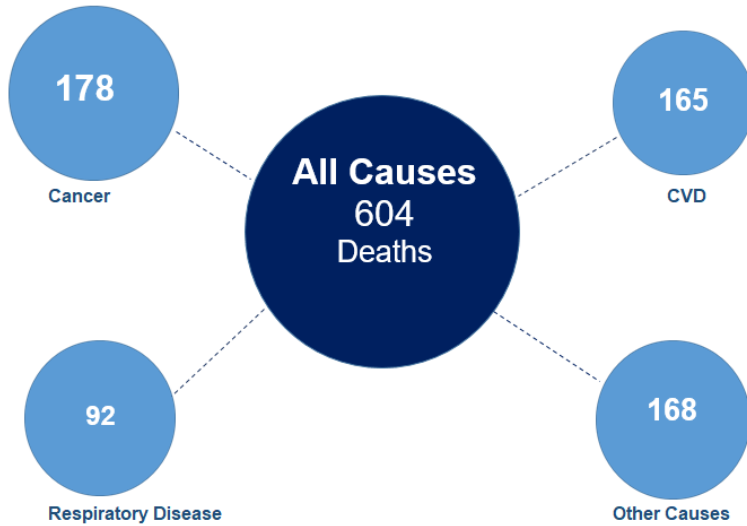
Community Partnership Average 81.1

Bradford 4 Plus Network 78.5 ●

● Significantly better ● Not significantly different ● Significantly worse

Premature Mortality

Deaths in persons age 0-74 years
Three Year Averages
2018-20



Death Rate: per 100,000 population

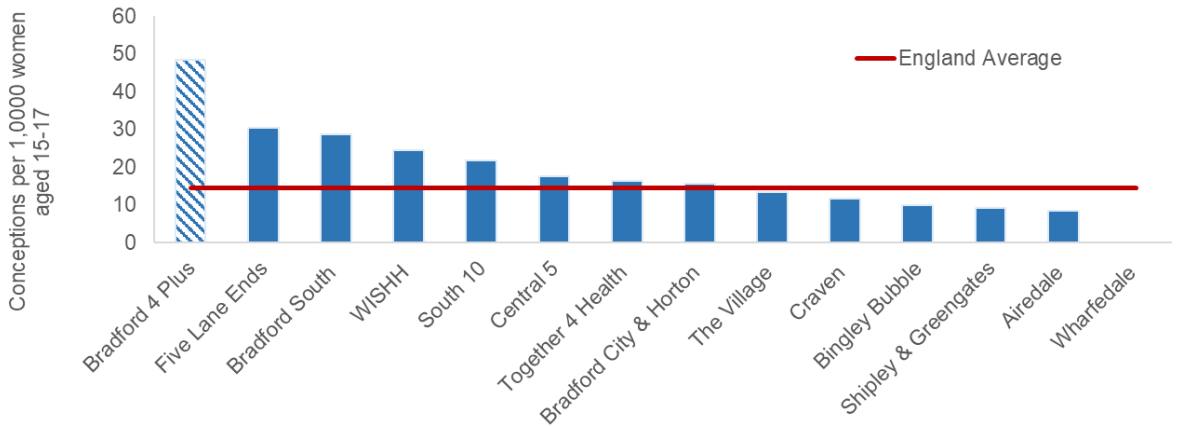
Cause of Death	Community Partnership Average	Bradford 4 Network Community Partnership
	Cancer	136.6
Cardiovascular Disease	113.5	165.1 ●
Respiratory Disease	46.8	91.8 ●
All Causes	386.7	603.5 ●

● Significantly better ● Not significantly different ● Significantly worse

Child Health

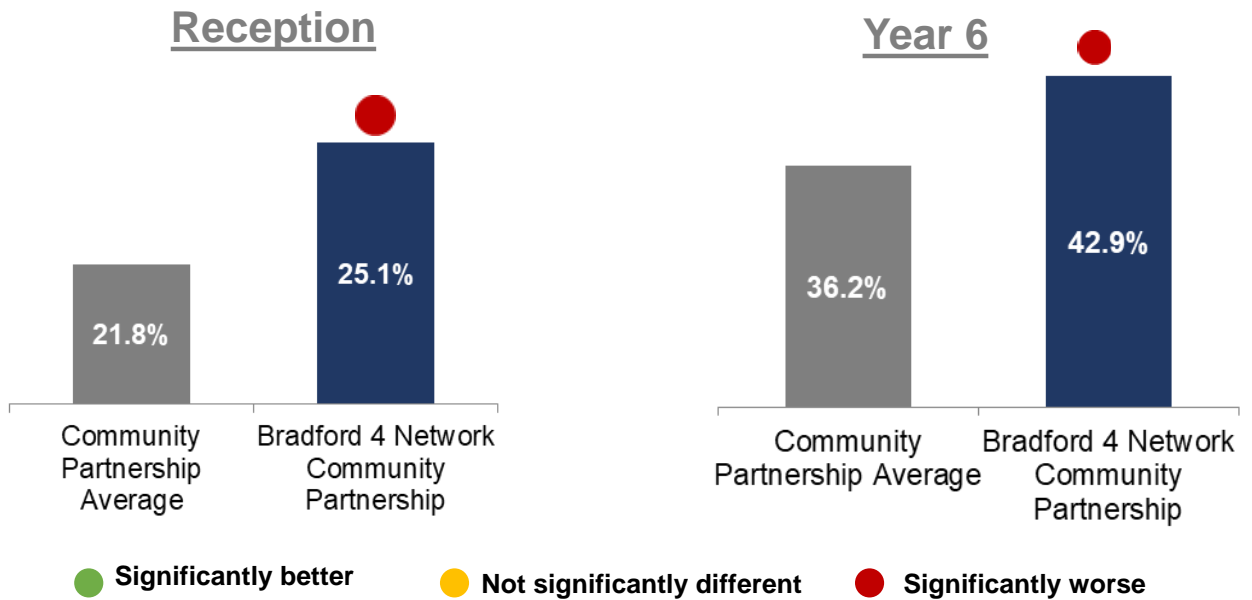
Teenage Pregnancy

Number of conceptions per 1,000 females aged 15-17
2017-19



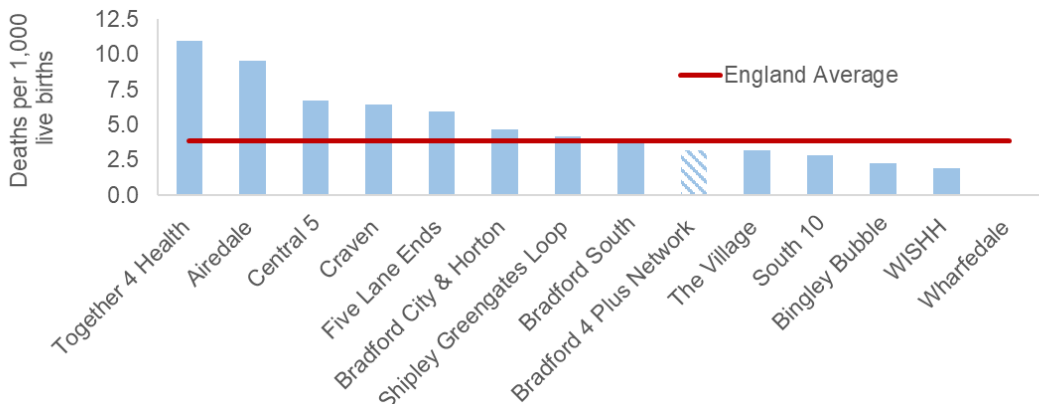
Child Excess Weight

Proportion of children classified as overweight or obese
2017/18 to 2019/20



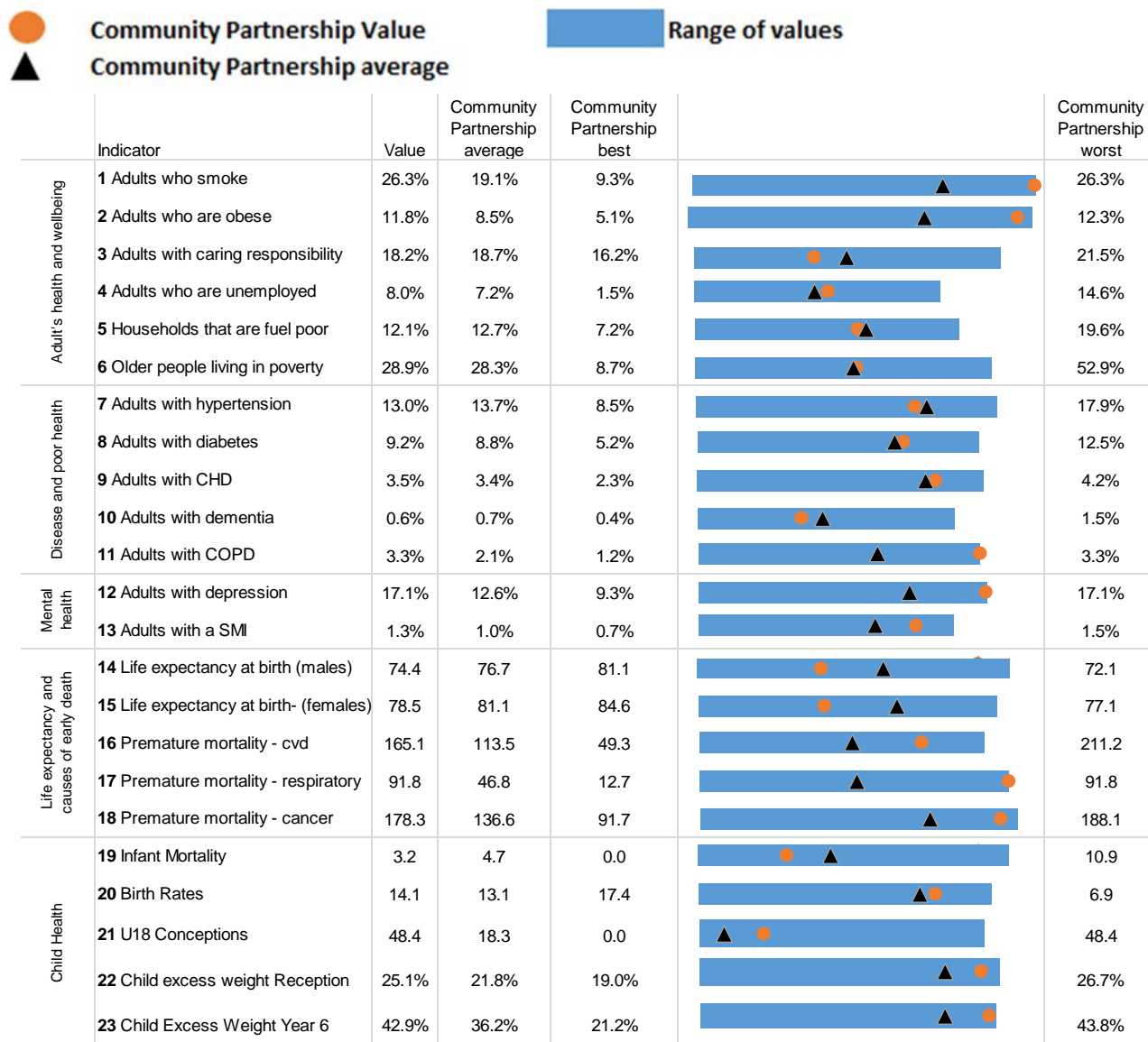
Infant Mortality

Number of infant deaths under 1 year of age per 1,000 live births
2018-20



Summary

The chart below shows how people's health and wellbeing within this area compares with the other Bradford District and Craven Community Partnerships. The local value is shown as a circle against the range of results for each Community Partnership shown as a blue bar. The black triangle shows the average for all the Bradford District and Craven Community Partnerships.



Indicator definitions

- 1 Estimated % of adults (aged 15+) who smoke, 19/20
- 2 % of adults (aged 18+) who are recorded as obese, 20/21
- 3 % of adults with caring responsibility, 2020
- 4 % of adults with a working status of unemployed, 2020
- 5 % of households that are classified as fuel poor, 2018
- 6 % of older people over 60 experiencing poverty, 2019
- 7 % of adults with hypertension, 20/21
- 8 % of adults with diabetes, 20/21
- 9 % of adults with coronary heart disease, 19/20
- 10 % of adults with dementia, 20/21
- 11 % of adults with COPD, 20/21
- 12 % of adults with depression, 20/21
- 13 % of adults with a severe mental illness, 20/21
- 14 Life expectancy at birth in years (males), 2018-20

- 15 Life expectancy at birth in years (females), 2018-20
- 16 Under 75 mortality rate (dsr) per 100,000 population due to cardiovascular disease, 2018-20
- 17 Under 75 mortality rate (dsr) per 100,000 population due to respiratory disease, 2018-20
- 18 Under 75 mortality rate (dsr) per 100,000 population due to cancer, 2018-20
- 19 Infant mortality deaths per 1,000 live births, 2018-20
- 20 Birth rates – births per 1,000 population, 2019
- 21 U18 conceptions – conceptions per 1,000 women aged 15-17, 2017-19
- 22 % children classed as overweight or obese in reception, 2017/18 to 2019/20
- 23 % children classed as overweight or obese in year 6, 2017/18 to 2019/20